



# AMA COMPUTER ACADEMY AUTOCAD



**For More Detail Contact**  
 **+91 9078990958**  
 **+91 7735962820**

 [amacomputeracademy.com](http://amacomputeracademy.com)

# AutoCAD

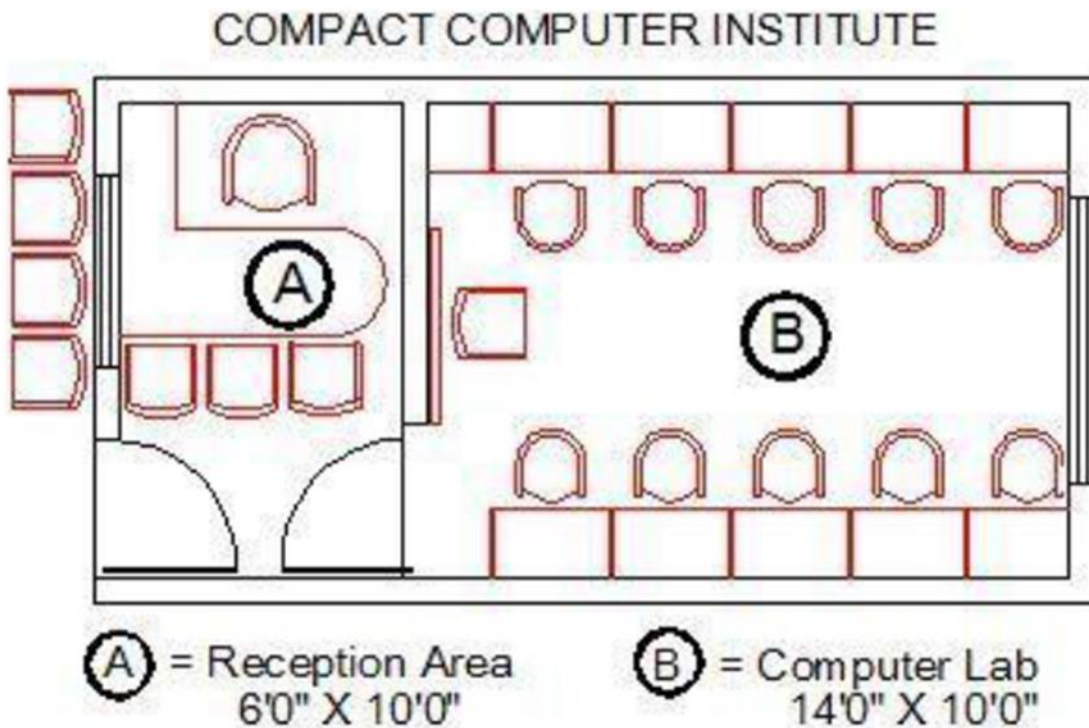
## (Certificate in AutoCAD)

### AutoCAD



**Skills:** File Formats used in AutoCAD, Working with Line object, Erasing Objects, Using the Grid, Snap, Setup Drawing Units & Limits, Using Absolute Cartesian Method, Using Relative Cartesian Method, Using Polar Coordinate Method, Using Dynamic Input to Draw Objects, Drawing an ARC, Drawing SPLINE n POLYLINE, Drawing an RECTANGLE & POLYLINES, Using POINT, Using HATCH and GRADIENTS, Running OSnap & OSnap Tracking, Using GRIPS & Object Properties, Create a Window and Copy it to Various Locations, Creating Text Style, Editing Dimensions, Create Draft Passage, Staircase & Lift

**Outputs:** Aluminum Glass, Computer Institute Plan, Swimming Pool, Pipe section, Chairs, Table, Floor Plan



Computer Institute Plan

**TYPE- I**  
2BHK FLATS  
GROUND FLOOR PLAN (G+3)



Floor Plan

## Detailed Syllabus

### AutoCAD

#### Introduction to AutoCAD

- Introduction to CADMAN
- Introduction to AutoCAD
- User Interface of AutoCAD

- File Formats used in AutoCAD

## Working with AutoCAD

- Introduction
- Working with Line object
- Erasing Objects
- Using the Grid
- Snap
- Setup Drawing Units & Limits

## Input Data: Cartesian & Polar Method

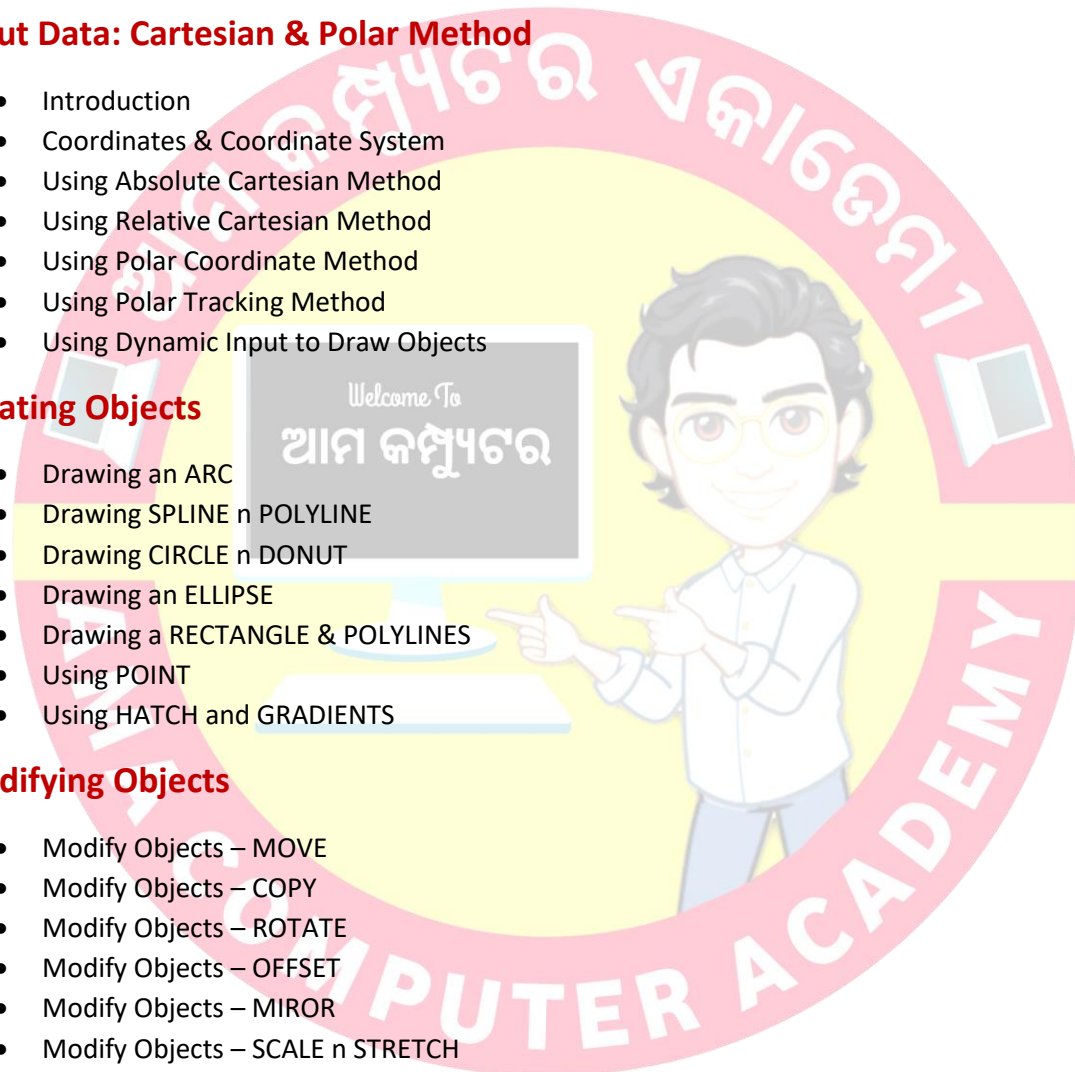
- Introduction
- Coordinates & Coordinate System
- Using Absolute Cartesian Method
- Using Relative Cartesian Method
- Using Polar Coordinate Method
- Using Polar Tracking Method
- Using Dynamic Input to Draw Objects

## Creating Objects

- Drawing an ARC
- Drawing SPLINE n POLYLINE
- Drawing CIRCLE n DONUT
- Drawing an ELLIPSE
- Drawing a RECTANGLE & POLYLINES
- Using POINT
- Using HATCH and GRADIENTS

## Modifying Objects

- Modify Objects – MOVE
- Modify Objects – COPY
- Modify Objects – ROTATE
- Modify Objects – OFFSET
- Modify Objects – MIRROR
- Modify Objects – SCALE n STRETCH
- Modify Objects – TRIM n EXTEND
- Modify Objects – CHAMFER
- Modify Objects – FILLET
- Modify Objects – BREAK n JOIN
- Modify Objects – ARRAY



## Object Snap, Selection & Properties

- Object Snap - OSNAP
- Running OSnap & OSnap Tracking
- Different Methods of Object Selection
- Using GRIPS & Object Properties

## Navigation Controls: Zoom & Pan

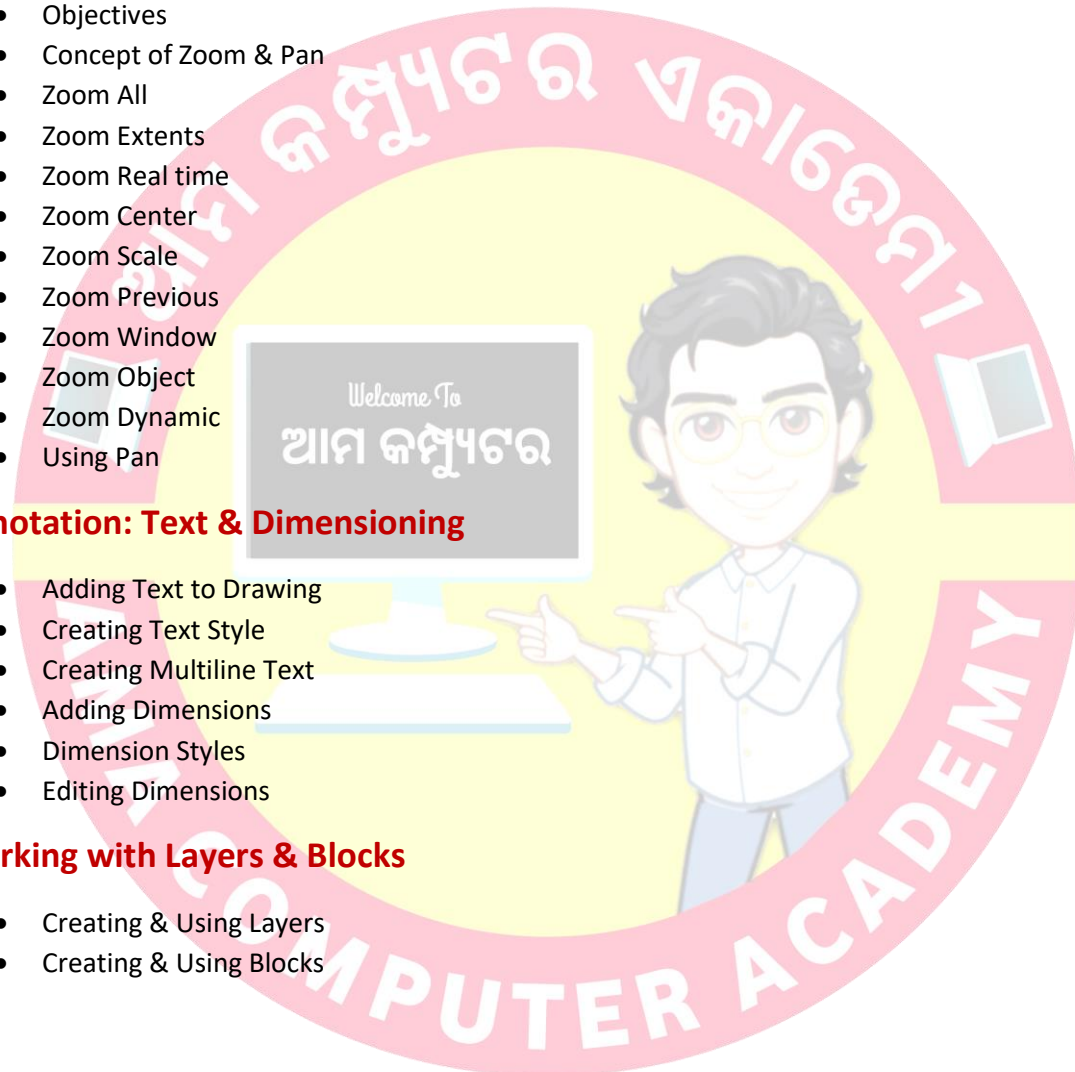
- Objectives
- Concept of Zoom & Pan
- Zoom All
- Zoom Extents
- Zoom Real time
- Zoom Center
- Zoom Scale
- Zoom Previous
- Zoom Window
- Zoom Object
- Zoom Dynamic
- Using Pan

## Annotation: Text & Dimensioning

- Adding Text to Drawing
- Creating Text Style
- Creating Multiline Text
- Adding Dimensions
- Dimension Styles
- Editing Dimensions

## Working with Layers & Blocks

- Creating & Using Layers
- Creating & Using Blocks



**ODISHA'S NO.1 ONLINE LEARNING ACADEMY**  
**TRUSTED BY 2500+ STUDENTS**  
**IN JUST 2 YEARS.**



**FOR ADMISSION CALL TO**  
**+91 9078990958 / 7735962820**

**Ama Computer Academy - Your Gateway to Govt Jobs & IT Careers.**